

POTA



July 12th

By:

Jennifer Van Zieleghe

KD9FMJ

PARKS ON THE AIR

Inside This Issue:

- Page 2**
President's Message
- Page 3**
Editor's Note
RARA Repeaters
Friday Breakfast
- Page 4**
Upcoming Events
Ham Testing
Ham Mentor
- Pages 5**
Field Day 2019
- Page 6**
Monday Night Net?
July 4th Parade
- Page 7**
Ham Funny
- Page 8**
Area Nets
- Pages 9-10**
Work Bench
- Page 11**
Meeting Notes
- Page 12**
Ham Fest 2019
- Page 13**
Membership Form



President's Message



Greetings all,

Field Day - DONE

If you missed Field Day you missed an exciting 24 hours. This year due to Kurt's extra effort **TWO** of the local TV stations showed up and recorded footage for their Sunday 10pm news. 13 posted a photo and copy on their website and 23 actually ran a news story at 10. **WAY TO GO KURT!!** Without your extra effort this would not have happened. Kermit and Scott stopped by from ARRL. We had some new hams stop by and take a crack at HF. Plus... a few non-hams stopped by to see what ham radio was all about.... **TALK ABOUT A RADIO ACTIVE CLUB THIS MONTH!**

4th Of July Parade - DONE.....

My granddaughter Penne and I decked out the van with the new club banners, a couple of flags and a few bags of candy for the Durand 4th of July parade on the 4th. She had a great time representing ham radio and tossing candy out the window. If you have a local event please let me know and I can loan you the banners - lets get the word out about Ham Radio.

What's next?

Ham Fest 2019 in September... Do you have stuff just sitting around that you would like to sell? Help support RARA by selling it at our tables (a small portion of the selling price goes towards RARA annual costs - insurance - printing - and other fees). Please give the board a heads up on how much table space you will need ASAP. We need to order our space very soon.

What Happened To The Monday Night Net?

More information on page 6.

See you on Friday for a great meeting about Parks On The Air.

STAY RADIO ACTIVE!!!!!!

Randy Long, AC9OF
2019 RARA President



2019 RARA Officers & Board

Officers:

President/Webmaster
Randy Long, AC9OF
815-978-6673
randy@rdlgraphics.com

Vice President
Jennifer Van Zieleghe
KD9FMJ
815-222-4221
jenleek@usa.com

Secretary
Greg Kuczek, W9VOX
815-713-5461
w9vox@comcast.net

Treasurer
Gordon Seaman, KC9NEX
815-262-0294,
kc9nex@gmail.com

Directors:

Jacek Gadj, KD9ELI
773-505-5604
hyacinth27109@yahoo.com

Kurt Eversole, KE9N
815-389-2784
kurt.eversole@gmail.com

John Mori, N8TA
(815) 484-3657
johnlmori@icloud.com

1 Open Director
Please Volunteer

Special Projects:

Repeater Chairman
Kurt Eversole, KE9N
815-389-2784
kurt.eversole@gmail.com

Hamrag Editor
Lynn Long, KD9IFP
815-978-6673
randy@rdlgraphics.com

Repeater License Trustee
Robert Larson, KC9ICH
815-540-0309
rlarson4@sbcglobal.net



Editor's Note

**Having a fun radio summer?
Send a few photos and information
in for the next Hamrag.**

Thanks!

Lynn Long KD9IFP
Hamrag Editor
randy@rdlgraphics.com.



**Meets every Friday morning from 8 am
until about 10:00 am. An informal gathering
of ham folks, no affiliations necessary,
good food and good company.**

**Everyone is
welcome to attend.**

**"The Spring Garden Family Restaurant"
4820 N. 2nd Street
Loves Park, IL 61111**



RARA Repeaters

Both repeaters (146.610 and 147.000 (both have a pl 114.8)) will function with both digital and analog radio signals, but the repeaters require time to determine whether the signal is digital or analog. To operate the repeater properly you must first be sure the frequency is clear, then key and hold the microphone button down for 1-2 seconds. Then begin speaking. If you fail to do this, the first part of your message will be lost.

RARA Mission Statement

A member association with common interest of public service to the community through the use of amateur radio.



Programs 2019

July - Parks On The Air (POTA)

August - Radio Estate Planning -
Helping Your Family Understand
What's in the Ham Shack

September - Radio Fox Hunt Training

Meetings

July 12, 2019

General RARA Meeting 7:00 pm at OSF

July 16, 2019

RARA Board Meeting 7:00 pm at OSF

Aug 9, 2019

General RARA Meeting 7:00 pm at OSF

Aug 20, 2019

RARA Board Meeting 7:00 pm at OSF

RARA HAMMentor

The program keeps moving forward. We are working on a magazine article, powerpoint and possible handouts that could be made available for other clubs to start this type of program within their local clubs.

This program will only work locally if you are willing to step up and help. See a board member at the club meeting or give us a call - we can point you in the right direction for help or to become a mentor.



Ham Testing

In May we had 4 successful applicants:

Bennet, Toby
Technician

Heberlein, Geoffrey
Technician

Taylor, Gary O.
General - Upgrade

Webb, Zachary
Technician

Amateur Radio exams are held the 3rd Saturday of every month in Rockford IL. The next session is 9 AM June 15, 2019.

Walk-ins welcome. Check-in is from 9AM-10AM, no exams started after 10:30.




We require two signature ID's and one photo. If you are a licensed Amateur Radio operator bring a copy of your FCC ULS page with your call sign. If you are using a CSCE for exam credit, bring the original and a copy (We need to see the originals & keep a photocopy of each). No copier on site. The test fee is \$14.00. Bring a non-programmable calculator.

Location:

OSF St Anthony Medical Center
5666 E State St (Bus US20) Rockford IL
Exams are held in the St Francis Room
(Main Entrance then turn right).

Jim Holich AB9SX
jholich@comcast.net

Field Day 2019 Photos



WREX.COM
Local radio club preps for emergencies
 A local radio club participated in a national emergency preparedness test this weekend.

  6 2 Shares

 Like  Comment  Share

The Monday Night Net?

Just a quick update on the RARA Monday night net on the 610. The board has decided to take a net mid summer break. We are looking at the net just like we have with the Hamrag and the website and asking the basic questions how can we make it better, contain more information for listeners and attract new club members. Due to everyone's busy summer schedule July looked like the best time to do this. We are looking at the script and flow of the net. If you have anything you think should be added or removed

please let the board members know by our July 12th meeting. The plan is to bring the updated net back the first Monday in August - please log in and take part.


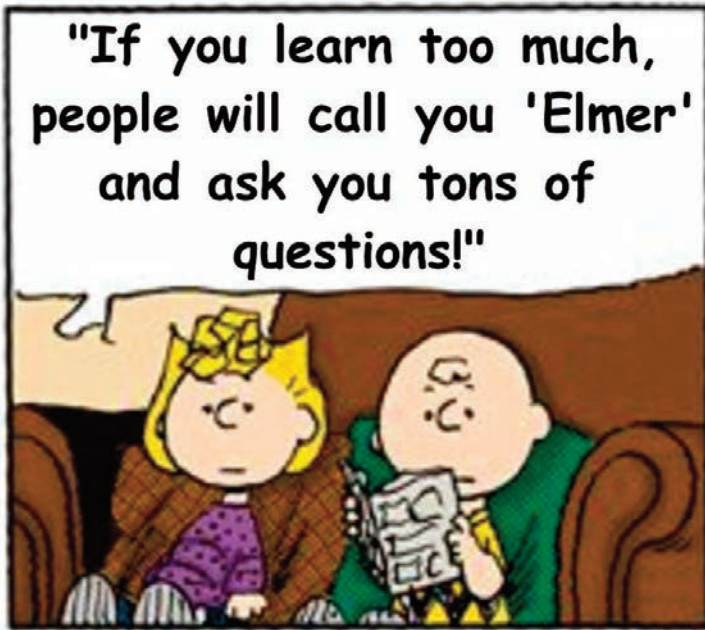
As a side note - the 610 repeater is working great and is ready for action. Please get on and use it as often as you can.

Randy AC90F

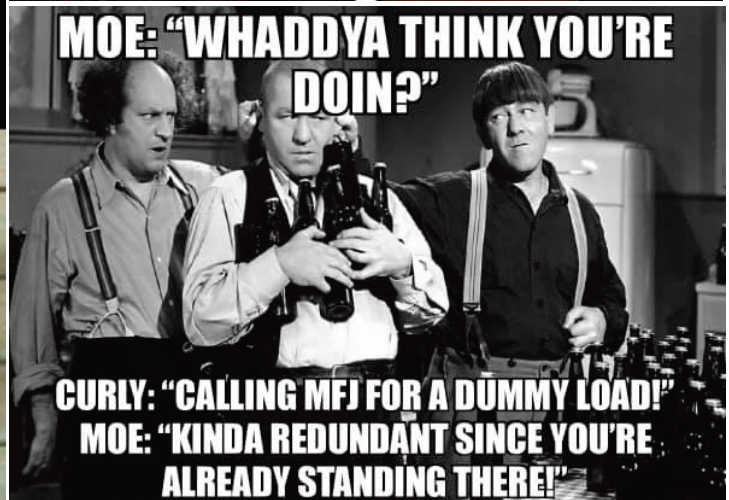
4th Of July Parade Photos



Ham Funny



HAVING A SNACK MAKES RARE DX CALL YOUR REGION.



Q: On Field Day, how many 'Extras' does it take to open a beer?

A: None; it should already be open when the 'Tech' brings it to you.



Area Nets

MONDAY

8:00 PM - Monday Night RARA Information Net

This net is taking the month of July off.

See additional information on page 6 of this HamRag issue.

The purpose of the net is to disseminate RARA related information as well as other Amateur Radio related information. As a club sponsored activity, please check in with Jimmy, KC9GCR, (net control). 146.610 - offset (pl 114.8) RARA repeater every Monday, except on holidays.

8:00 PM - VARA (Valley Amateur Repeater Association) Net 176.790 (-, 107.2)

8:00 PM - WX9MCS Repeater Ham Radio Traders Net (Echolink) 444.725

8:00 PM - McHenry County ARES/RACES Net 146.835 (-,91.5)(This net is also conducted on the 1st and 3rd Saturday's of each month @ 8:00pm)

8:30 PM - Kishwaukee Amateur Radio Club Net 146.730 (-, 100.0)

9:00 PM - 10 Meter Net 28.375 Rockford, IL

TUESDAY

7:00 PM - Rock County ARES / RACES 145.450 - PL 123.0 Janesville, Wi

8:00 PM - Tuesday Night Tech Net, 145.110 (pl 123.0). Tony, N9ARB, is net control.

9:00 PM - Wisconsin ARES / RACES Statewide - Digital 145.610 - KB9UNX-10 Winlink 2000

WEDNESDAY

7:00 PM - Wednesday Night Stephenson County ARES (Amateur Radio Emergency Service) Net, 147.390 + offset (pl 114.8). N9ARB, Tony, is net control.

7:00 PM - WX9MCS Repeater National Weather Service in Chicago/Romeoville Weekly Weather Net 444.725 (Echolink)

8:00 PM - Freeport Swap Net 147.390 Freeport, IL

8:00 PM - N9SZV Six Meter Net 51.540 FM Simplex

9:00 PM - Madison Amateur Radio Association 147.150 - PL 123.0 Madison, WI

THURSDAY

7:00 PM - Thursday Night Northern Illinois ARES (Amateur Radio Emergency Service) Net and Thursday Night Northern Illinois Skywarn net, on the 147.195 + offset (pl 114.8) repeater.

9:00 PM - ATV Net Video 439.250 (cable channel 57) Voice 144.340 Rockford, IL

FRIDAY

8:00 PM - Friday Night Fun Net - Every Friday night, on the 146.610 - offset (pl 114.8) RARA repeater with Jimmy, KC9GCR, as net control.

SATURDAY

8:00 PM - McHenry County ARES/RACES Net 146.835 (-,91.5) This net is conducted on the 1st and 3rd Saturday's of each month (also ever Monday @ 8:00pm)

SUNDAY

4:30 PM - Illinois ARES Net 1st & 3rd Sundays of the month 145.350 - PL 107.2 (Chicago) 46.925 - PL 100.0 (Kane County)

7:30 PM - Arrow Net 144.410 Woodstock / Mc Henry

8:00 PM - Big Thunder ARES Net 147.375 - PL 100.0 Belvidere, IL

8:00 PM - Southern Wisconsin Listeners (SWL) Net 147.150 - PL 123.0 Madison, WI

OTHER NETS

HF Net Information - Head on over to the RARA website and take a look at the "Nets" page. We now have listings and links to great HF nets.

Work Bench

If there is one thing that most Hams do besides getting on the air, is that they like to build things. Many build their own radios, or at least their own antennas, and as a long time Ham and a Technician, I thought I might give you a few tips on some of the tools that you might need, as well as spare parts, and etc. I have some ideas that I think could save you some money.

The first thing that you will need is a work bench. If you are going to make one be sure that you make it sturdy. You may be able to make the legs out of 2 x 4's, but just make sure they are sturdy enough that when you lean on it to solder something it isn't going to be moving. My xyl got me a bench from Farm and Fleet that came as a kit, and included 4 drawers for tools and such. I added a long plug-in strip to put along the back, and an LED shop light overhead. I also have a small lighted magnifying lamp on an arm that is hooked to the side that you can adjust to over the board that you are working on. If you are trying to do surface mount or anything small, a magnifying lamp is a must. Another thing that I was able to get is a digital solder station. I picked it up for about \$50 when Radio Shack closed. With them closed, the best price I've seen on a temperature controlled soldering iron is with Parts Express. They have a Iron that is controlled with a dial, but no temperature markings for only \$15 at times. Basically, you just find the sweet spot where the solder melts and leave it set there. It may vary a little with the humidity, but it should work just fine. Harbor Freight has a workbench, and I'm sure there are others as well.

Over the years I've seen some projects for controlling a solder iron, but I haven't seen anything in recent times. You want to have control over your iron for several reasons. First, if you can't control it, you are going to find that you are going to burn through tips faster then you can find them. Second, you may damage the parts that you are working with, and third a lot of these cheap solder irons are not going to melt

solder, or if they do they will never melt the silver solder that is in use today. By the way if you can avoid silver solder, I suggest that you do just that. If you have a problem working with lead, ignore what I just said. I don't suggest that you breathe in the fumes, but silver solder has got such a high melt point that it is very hard to work with, and if you are working with some of the older units you will find that many of the old boards cannot take the heat needed to melt silver solder. Some of the old boards I work with can't even take the heat that it takes to melt lead solder. I've been working with lead solder on a daily basis for more than the last thirty-five years now with no ill affects that I know of, and yes I've had my blood checked a couple of times in recent years just to make sure. The room I work in is good sized and well vented. I'm not suggesting that you take unnecessary chances, but I'll bet that you'll find that the old boat anchors most all have lead solder. Lead solder costs about \$32 at most outlets. I've found that Parts Express will charge normally in the upper 20's for the same thing and about once a year they have a sale for under \$20 for a pound roll. They have the different sizes as well. I used to do the purchasing for our electronic repairs, and still look up the best price for the current buyer before I request a purchase. It just speeds up the process. It saves our buyer time, and I generally know exactly what I want.

Speaking of parts. You can find some specialty sites on the Internet for parts to bring an old piece of gear up to date. I saw one site that would sell you all the caps that you need to replace in a kit form for different radios. If you are just planning on doing that sort of thing as a hobby, that is probably the best way to go. If you are going to do this as a business, you may want to buy some of the caps in bulk which might be less expensive in the long run because electronic parts are cheaper when purchased in quantity.

Continued Next Page

Work Bench Continued...

I like to use “findchips.com”. They have a good selection of vendors, and with older hard to find parts, once you enter the part you want to purchase, you will get a report back listing where it is available, and generally what it will cost in quantities. It may give one price for under 10 another for 100 another for 250, and maybe others at 1000 and 50000. One thing to look out for: some companies have a minimum order. You don't want to get stuck paying \$50 for a two-dollar cap. Shipping and handling fees are another thing to look out for. By the way, you will be amazed at the differences in parts from one vendor to another. Wait a minute! Let me get back to the work bench. That was my topic, and not where to find parts. I guess you have to have parts for a bench.

Where was I? Oh yes. You will need a soldering Iron (adjustable), two lights (one for general lighting and another on a magnifying light), solder, and parts. I also suggest that you put a strip of plugs on the back of your bench. You can buy a strip of grounded plugs all made up with a switch to turn everything off when you are done for the day. I'm not talking about small strips like on a computer desk, but the strips that are 4', 5', or more, so that you can plug something in that you are working on or with.

Now you are ready to get some diagnostic equipment. Start with a digital volt meter. It doesn't have to be an expensive one, but if you have the money, a Fluke is a nice meter. The big difference between the Fluke and the \$15 all-purpose meter that I got from Harbor Freight (besides the \$200 or \$300) is that the Fluke automatically scales on the AC and DC scales. I should point out that Fluke that I use at work is probably 20 or 25 years old or more. Just for the fun of it, I checked the accuracy of both meters at work against a known good DC voltage source and resistor decade box, and both units were within one or two millivolts on the DC test and within an ohm or two on the decade box. The difference could easily have been in probes, it was that close. An analog

meter with a mirror on the face is also a good tool, because it shows the bounce much better than a digital meter.

Other tools that you might want, but frankly are not necessary for most projects include things like a device to hold a circuit board. I do recommend that you use a static strap and an anti-static work pad, but a shop rag will hold a board better and with ease of use. If you want something to hold your board beyond that, cut a 2 by 4 maybe 10 inches long and with some stiff wire, solder on a couple of alligator clips and mount each wire and clip to the end of the 2X4 with clips sticking straight up. Clip the board you are working on from each side with the clips. Guess what? You just saved enough for a Pizza Friday night after the meeting. If you tried the shop rag, you may just set the unit aside to give your bench more space.

If you plan to do alignments you may want to get a good signal generator, an o-scope, and maybe even a spectrum analyzer. In the meantime, I think you'll find a digital volt ohm meter will do just fine. Another tool I would recommend is an antenna analyzer. I haven't got one, but after what I saw on a podcast recently, I know that I need one just to check my cable if nothing else.

Happy soldering! If you make something, bring it to the meeting. I'd like to see it.

73 for now. Larry, AC9GO QRT.





Meeting Minutes

June 14, 2019

Meeting called to order at 7:07 p.m. by Randy AC9OF with 17 present at the meeting.

Last Meeting Minutes

- Randy AC9OF asked for comments from attendees since last month's minutes was posted in the Hamrag. There were no comments.
- Motion to accept by Gordy KC9NEX and seconded by Kurt KE9N. Passed by membership vote.

Treasurer's Report

- Report presented by Gordy KC9NEX. \$6444.74 is the current balance.
- Motion to accept by Kurt KE9N and seconded by Ron N9RON. Passed by membership vote.

Old Business

- Field Day presentation by Greg W9VOX and Kurt KE9N at this meeting.
- Reminder to membership to let board know how much equipment will be brought to the CFMC Radio Expo in Belvidere. This is to ensure that the club reserves sufficient tables. There was also some discussion of setting up a table for equipment testing. This service could be made available for a nominal charge.

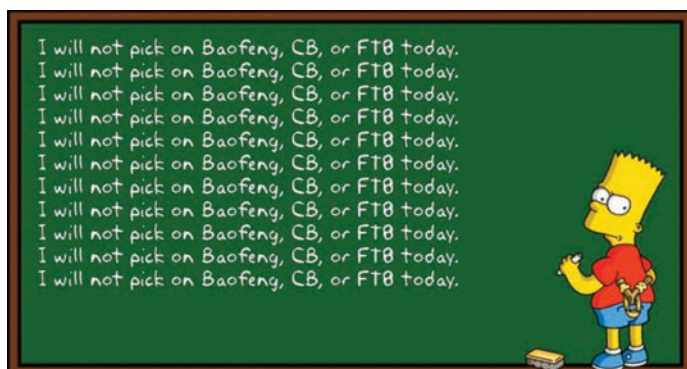
New Business

- Name tags were issued at the meeting. Blue name tags were issued to RARA members and red for non-members. This will help identify new attendees.
- Randy AC9OF advised that information on the Ham Mentor program was posted on Facebook. A Ham from TN had contacted RARA looking for information that could be used by his club.
- Randy AC9OF brought a book on Tesla to the meeting and advised that it was on sale at Sam's club for a reasonable price

Presentation

- Greg W9VOX and Kurt KE9N presented "Field Day 2019" which detailed RARAs plans for field day. Call sign K9K will be used.
- Greg W9VOX requested participation and also encouraged members to invite others as a way to showcase the hobby.
- Kurt KE9N reminded everyone that non-Hams can get on the air...

Motion to adjourn by Kurt KE9N and seconded by Gordy KC9NEX. Passed by membership vote.



Comming Fast....

We need to start thinking about our table count for this years event.
Let a board member know if you plan to sell some gear
this year and how much table space you will
need to display it.

Thank you....

Randy AC90F

2019 Radio Expo

Northern Illinois' Largest Hamfest

Sunday

September 29th, 2019

Boone County Fairgrounds
8791 IL-76, Belvidere, IL 61008

Indoor Market 8am-3pm
Flea Market 6am-3pm

Breakfast - Lunch
Bring The Family
Hourly Drawings

VEC Testing 9am-Noon

RV's or Motor Homes
Camping
Water-Electric \$35

- Dealers!
- Radios!
- Computers!
- Electronics!
- Raffles!

Talk-In Repeaters
146.760 - 107.2 PL CFMC



MAKING HAM RADIO FUN

Advance Tickets - \$8.00 - At the Gate - \$10.00 - Kids under 12 Free Tickets required with Tables

Name & Call _____ # of Tickets _____ x \$8 = _____

Address _____ All tables _____ x \$15 = _____

City, State, Zip _____

Phone _____

\$10.00 - Inside Electric _____ Outside Electric _____

Make Check payable to:
Chicago FM Club
1118 N. Carlyle Ct.
Arlington Heights, IL. 60004

Total _____

For event questions: Call 773-614-4733
Email wa9orc@gmail.com
Flyer on website <http://www.chicagofmclub.org>
CFMC reserves the right to make any necessary changes required
Vendor setup is Saturday, September 28th from 9:00 - 4:00 PM with security over night.

RARA Membership Form

If you would like to join the Rockford Amateur Radio Association, please fill out the form below and mail it (with the membership fee payment) to the address shown at the bottom of the form. If you would like to join at our next meeting (see cover for meeting details), fill out the form and bring the form with your payment to the meeting and see our treasurer. **Thank you for your support!**



MEMBERSHIP APPLICATION

website: w9axd.org

Membership Type: New (New memberships after July 1st are 1/2 price) Renewal

Annual Fees: \$20 - Student (up to age 24)

\$35 - Adult (25-61 years old) \$25 - Senior (Starts the year you will turn 62)

Above rate includes the
RARA monthly newsletter, HamRag (website download)
HamRag via USPS: \$12 extra

Name: _____

Call Sign: _____

Email Address: _____

Address: _____

Town: _____ State: _____ Zip: _____

Home Phone #: _____ Work #: _____

Cell #: _____ Ext: _____

Radio Interests: _____

May we make your phone and e-mail available for other RARA members only? Yes No

Comments: _____

RETURN THE COMPLETED FORM TO:
ROCKFORD AMATEUR RADIO ASSOCIATION
P.O. BOX 8465
ROCKFORD, ILLINOIS 61126

All membership applications to become either a new member or to be reinstated as a member of RARA must be approved by the RARA board.

Approved: _____ Membership Year ____/____/____ to ____/____/____