

HAMRAG

June
2019

June 14th Meeting - Planning For...

FIELD DAY 2019 June 22-23

By: Greg Kuczek - W9VOX
& Kurt Eversole - KE9N



Inside This Issue:

Page 2
President's
Message

Page 3
Editor's Note
RARA Repeaters
Friday Breakfast

Page 4
Upcoming Events
Ham Testing
Ham Mentor

Pages 5-6
Field Day 2019

Page 7
Ham Funny

Page 8
Area Nets

Pages 9-12
CW - Morse Code

Page 12
Meeting Notes

Page 13
Ham Fest 2019

Page 14
Membership
Form



Next Meeting: Planning For Field Day 2019 • Friday June 14th • 7:00 PM
Location: St. Anthony Medical Center • Foundation Room • 5666 E. State Street Rockford, IL

President's Message



Greetings all,

It's that time of the year when those dreaded words are used..... "Can you help with Field Day?"

June 22 & 23 - a short 24 hour span of time and all we ask is for an hour or two of your time to help run a radio or log contacts.

This is one of two events each year that **all RARA members** have an opportunity to volunteer directly to a club event. I understand that some have family and job obligations during the weekend - Lynn and I deal with that with her job schedule.... But at the same time I look back over the last three or four Field Day events and its the same 7 or 8 people carrying the load. Unfortunately it's the same 7 or 8 that are already carrying most of the other club functions or responsibilities also - lets give them a break this year and step up and be **Radio Active!**

What can you do to help? Volunteer to take a time slot on a radio, bring someone out and introduce them to Ham Radio - get a tech turned on to using HF - bring your kids and/or grandkids - a few local scouts - the neighborhood stray cat - just bring somebody and get them on the air - get yourself on the air - **GET RADIO ACTIVE!**

The first time I used a radio was at a field day event and I was hooked. It's a great fun event. RARA is not going for points we are just out to have fun and make a few contacts as a club. With this low key, no pressure attitude to Field Day it's a great time to work with new hams one-on-one and get them excited about being on air.

**Here is your opportunity to be RADIO ACTIVE!
FIELD DAY 2019 - JUNE 22-23
HELP RARA BE RADIO ACTIVE
VOLUNTEER AT THE JUNE MEETING**

Randy Long, AC9OF
2019 RARA President



2019 RARA Officers & Board

Officers:

President/Webmaster
Randy Long, AC9OF
815-978-6673
randy@rdlgraphics.com

Vice President
Jennifer Van Zieleghe
KD9FMJ
815-222-4221
jenleek@usa.com

Secretary
Greg Kuczek, W9VOX
815-713-5461
w9vox@comcast.net

Treasurer
Gordon Seaman, KC9NEX
815-262-0294,
kc9nex@gmail.com

Directors:

Jacek Gadjka, KD9ELI
773-505-5604
hyacinth27109@yahoo.com

Kurt Eversole, KE9N
815-389-2784
kurt.eversole@gmail.com

John Mori, N8TA
(815) 484-3657
johnlmori@icloud.com

1 Open Director
Please Volunteer

Special Projects:

Repeater Chairman
Kurt Eversole, KE9N
815-389-2784
kurt.eversole@gmail.com

Hamrag Editor
Lynn Long, KD9IFP
815-978-6673
randy@rdlgraphics.com

Repeater License Trustee
Robert Larson, KC9ICH
815-540-0309
rlarson4@sbcglobal.net



Editor's Note

Looks like a full issue this month - way to go RARA.

Thanks!

Lynn Long KD9IFP

Hamrag Editor

randy@rdlgraphics.com.



Meets every Friday morning from 8 am until about 10:00 am. An informal gathering of ham folks, no affiliations necessary, good food and good company.

Everyone is welcome to attend.

**"The Spring Garden Family Restaurant"
4820 N. 2nd Street
Loves Park, IL 61111**



RARA Repeaters

Both repeaters (146.610 and 147.000 (both have a pl 114.8)) will function with both digital and analog radio signals, but the repeaters require time to determine whether the signal is digital or analog. To operate the repeater properly you must first be sure the frequency is clear, then key and hold the microphone button down for 1-2 seconds. Then begin speaking. If you fail to do this, the first part of your message will be lost.

RARA Mission Statement

A member association with common interest of public service to the community through the use of amateur radio.



Programs 2019

June - Field Day Planning and Preview

July - Parks On The Air (POTA)

August - Radio Estate Planning -
Helping Your Family Understand
What's in the Ham Shack

September - Radio Fox Hunt Training

Meetings

June 14, 2019

General RARA Meeting 7:00 pm at OSF

June 18, 2019

RARA Board Meeting 7:00 pm at OSF

June 22-23, 2019
2019 Field Day Event

July 12, 2019

General RARA Meeting 7:00 pm at OSF

July 16, 2019

RARA Board Meeting 7:00 pm at OSF

RARA HAMMentor

This program is still in its development stage. If you have any ideas or would be willing to help please sign up at the June meeting.

We will have cards ready at the June meeting that you can use or handout to other hams that might need help.

This program will only work if you are willing to help.



Ham Testing

In May we had 3 successful applicants:

Backstrand, Brian E.
Technician & General

Brown, Rick L.
Technician & General

Taylor, Gary O.
Technician

Amateur Radio exams are held the 3rd Saturday of every month in Rockford IL. The next session is 9 AM June 15, 2019.

Walk-ins welcome. Check-in is from 9AM-10AM, no exams started after 10:30.

We require two signature ID's and one photo. If you are a licensed Amateur Radio operator bring a copy of your FCC ULS page with your call sign. If you are using a CSCE for exam credit, bring the original and a copy (We need to see the originals & keep a photocopy of each). No copier on site. The test fee is \$14.00. Bring a non-programmable calculator.

Location:

OSF St Anthony Medical Center
5666 E State St (Bus US20) Rockford IL
Exams are held in the St Francis Room
(Main Entrance then turn right).

Jim Holich AB9SX
jholich@comcast.net

Field Day 2019

I can't remember all the details because it was about 60 years ago, but I can tell you that it gave my friends and I the experience of a lifetime. Imagine if you will a group of high school kids suddenly given the latest and the best transceiver on the market to play with all night long just to make as many contacts as we could. The product, the Collins KWM-2, which was so new it was the first one in Fort Wayne, Indiana and entrusted to the Fort Wayne Radio Club, It was given for use on Field Day. This was the first ssb transceiver that I had ever seen. In fact it may have been the first transceiver I had ever seen. Most stations at the time consisted of a receiver and a transmitter each about 40 or 50 pounds each and capable of am and cw. If they had ssb, it was an extra box that converted your setup to ssb. But here it was, right in the middle of the room waiting for my friends and I to play with.

Just to give you an idea how little we knew at the time. We would call out cq and then tune around for an answer, not realizing that we were moving the transmitter frequency as well as the receiver. One of the locals caught up with us, and explained what we were doing wrong, and over night we learned a lot and had a great time. The club had two or three stations going. They had a couple of generators that ran out of gas a couple of times. They had a building that was open air. There were places for windows and doors, but there were no windows or doors. Money instead was put into important things like the two or three towers on the property. I've often wondered if the club still has that property, and what they have done with it. What an adventure we had that night! Every Field Day since has been another adventure.

One year I ended up sleeping on the ground in a pup tent while some of the guys were on the air


in another larger tent near by. There was a lesson learned that night that gave me aches for a few days at least. I learned that if I was going to spend the night there was going to be something between me and the ground besides a sleeping bag and a tent bottom. I suggest a good blow up bed.

When I lived in Coldwater, Michigan shortly after I was married the first time, I went with my friend John to an elementary school where he was principal. I had told my wife that I was going to be late and not to worry about me. We really got into things that night, and before I knew it the sun was coming up and we both decided it was past time to go home. We finished off the night with a QSO with a gentleman in Ireland. That was the first time I talked to Europe. What a thrill! The perfect end to a night and a Field Day. As we walked out of the school that morning we were met by a deputy sheriff who promptly asked who we were. When I told him, he said that my wife was worried that I hadn't been home all night, and suggested that I get hold of her. Another lesson learned.

Over the years I've had a lot of fun, I've learned a lot, but nothing beats the people that I've met and the friendships that I've developed over the years through Ham radio and events like Field Day. This year Field Day is June 22-23. Generally we start setting up on Saturday morning at 9 or 10 am and then go on the air at about 1 pm. Field Day runs for 24 hours. Depending on the number of people we have working on the air, we will possibly have people on the air all night long. Hope to see you there! We will be located behind the VFW at 11385 2nd St, Roscoe, IL 61073

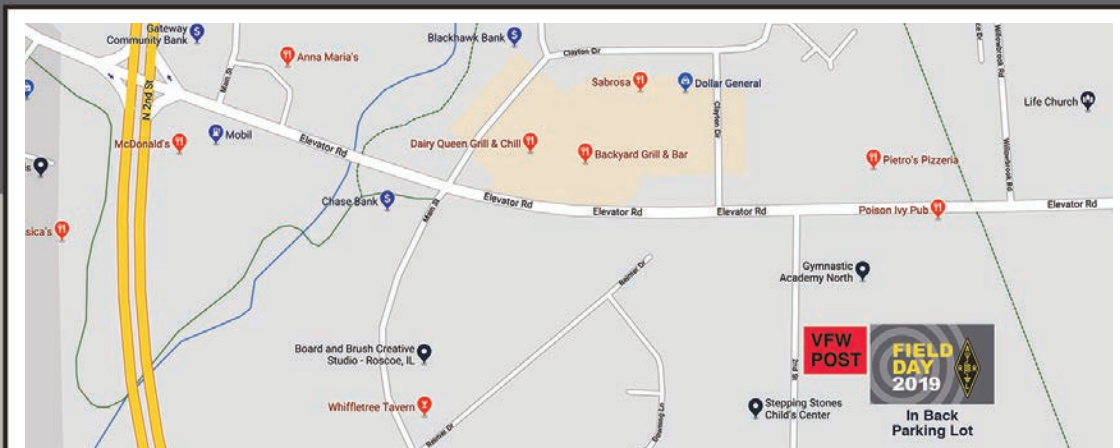
73 Larry AC9GO larry.schubert@gmail.com

FIELD DAY 2019



The most popular on-the-air operating event in Amateur Radio. Gear up and get in on the action!

**Participate in your local
ARRL Field Day June 22-23, 2019
All are Invited!**




Location:
VFW Roscoe Post 2955
11385 2nd St • Roscoe, IL 61073
Back Parking Lot

Date:
Starting - June 22 at 1:00pm CST
Ending - June 23 at 1:00pm CST

www.arrl.org/FieldDay

Ham Funny





ARE YOU BRAVE ENOUGH?



Foxhunt Transmitter Hidden Here!

Confused, but still getting ready for Field Day.



Area Nets

MONDAY

8:00 PM - Monday Night RARA Information Net

The purpose of the net is to disseminate RARA related information as well as other Amateur Radio related information. As a club sponsored activity, please check in with Jimmy, KC9GCR, (net control). 146.610 - offset (pl 114.8) RARA repeater every Monday, except on holidays.

8:00 PM - VARA (Valley Amateur Repeater Association) Net 176.790 (-, 107.2)

8:00 PM - WX9MCS Repeater Ham Radio Traders Net (Echolink) 444.725

8:00 PM - McHenry County ARES/RACES Net 146.835 (-,91.5)(This net is also conducted on the 1st and 3rd Saturday's of each month @ 8:00pm)

8:30 PM - Kishwaukee Amateur Radio Club Net 146.730 (-, 100.0)

9:00 PM - 10 Meter Net 28.375 Rockford, IL

TUESDAY

7:00 PM - Rock County ARES / RACES 145.450 - PL 123.0 Janesville, WI

8:00 PM - Tuesday Night Tech Net, 145.110 (pl 123.0). Tony, N9ARB, is net control.

9:00 PM - Wisconsin ARES / RACES Statewide - Digital 145.610 - KB9UNX-10 Winlink 2000

WEDNESDAY

7:00 PM - Wednesday Night Stephenson County ARES (Amateur Radio Emergency Service) Net, 147.390 + offset (pl 114.8). N9ARB, Tony, is net control.

7:00 PM - WX9MCS Repeater National Weather Service in Chicago/Romeoville Weekly Weather Net 444.725 (Echolink)

8:00 PM - Freeport Swap Net 147.390 Freeport, IL

8:00 PM - N9SZV Six Meter Net 51.540 FM Simplex

9:00 PM - Madison Amateur Radio Association 147.150 - PL 123.0 Madison, WI

THURSDAY

7:00 PM - Thursday Night Northern Illinois ARES (Amateur Radio Emergency Service) Net and Thursday Night Northern Illinois Skywarn net, on the 147.195 + offset (pl 114.8) repeater.

9:00 PM - ATV Net Video 439.250 (cable channel 57) Voice 144.340 Rockford, IL

FRIDAY

8:00 PM - Friday Night Fun Net - Every Friday night, on the 146.610 - offset (pl 114.8) RARA repeater with Jimmy, KC9GCR, as net control.

SATURDAY

8:00 PM - McHenry County ARES/RACES Net 146.835 (-,91.5) This net is conducted on the 1st and 3rd Saturday's of each month (also ever Monday @ 8:00pm)

SUNDAY

4:30 PM - Illinois ARES Net 1st & 3rd Sundays of the month 145.350 - PL 107.2 (Chicago) 46.925 - PL 100.0 (Kane County)

7:30 PM - Arrow Net 144.410 Woodstock / Mc Henry

8:00 PM - Big Thunder ARES Net 147.375 - PL 100.0 Belvidere, IL

8:00 PM - Southern Wisconsin Listeners (SWL) Net 147.150 - PL 123.0 Madison, WI

OTHER NETS

HF Net Information - Head on over to the RARA website and take a look at the "Nets" page. We now have listings and links to great HF nets.

CW - Morse Code

I've had a couple of the guys ask me.. What's the best way is to learn the morse code? Why learn the code? Simply stated it's a very good form of communication. Because CW is so narrow, it is just about like a digital form of communication. QRN or QRM can be held to a minimum because you can narrow the band width to a point where they really don't matter much like the digital communications that pull minimal signals out of a band,

So how do you learn CW? I wish I had an easy answer but all I can tell you is how I learned it, and the mistakes I think I made, and how to avoid them. There are a few tricks, but some of those backfire. Let me explain. I learned CW by using opposites, and to this day when I hear dit dah dah dit I think is that a "P" or is a "P" dah dit dit dah or is that an "X" and by the time I remember it is a "P" I've missed a half dozen letters. Granted, that is because I just don't use it all the time. There was a time when I could do between 25 and 30 words a minute, but that was a long time ago. I mean a real long time ago. I'd be lucky to keep up at 10 right now. In fact, I went on the air New Years eve, and I was so rusty that I called out cq maybe a half dozen times and no one answered. I got off after that because I was so embarrassed. I'm sure I sounded like an elephant was sending with his left foot.

OK, this is what I recommend, learn these letters first:

E dit
I dit dit
S dit dit dit
H dit dit dit dit
5 dit dit dit dit dit

T dah
M dah dah
O dah dah dah
0 dah dah dah dah dah

A dit dah
U dit dit dah
V dit dit dit dah
4 dit dit dit dit dah

N dah dit
D dah dit dit
B dah dit dit dit
6 dah dit dit dit dit

With this you have learned half of the alphabet and 4 of the ten numbers. Maybe change up and learn some of the Q signals next, and practice sending with whatever you want to send with. Most of us started with a straight key, but if you have a bug or a paddle you want to use, go for it. If you have a modern transceiver, you can probably use the keyer in it to practice with. With mine, if you put it in the CW mode turn on the monitor function but not the break in you could practice without going on the air. If not, you may want to buy a buzzer from the local hardware and use a straight key or bug. I practiced for a long time with just a key and . nothing hooked to it, then got a code practice oscillator. You can find a code practice oscillator in kit form on the internet.

You can find an explanation and all the Q signals at: <http://www.arrl.org/files/file/Get%20on%20the%20Air/Comm%20w%20Other%20Hams-Q%20Signals.pdf> This not only gives you the Q signals and explanation, but also a list of the phonetics for on the air voice. I'll just cover a few. The list is a lot longer, but most you probably will never use. I suggest that you print out a copy of all of them, just in case you need one.

The same goes for punctuation. I recommend you learn the period dit dah dit dah dit dah, the comma dah dah dit dit dah dah, and the question mark dit dit dah dah dit dit. The rest just aren't important when you are starting out, but it is

Continued Next Page

CW - Morse Code Continued

nice to have a copy handy if someone is showing off. (Someone isn't going to like that, but really when you are starting out remember we're doing this for fun.) I had one guy that kept pushing me faster and faster one night, and I kept asking him to slow down, but he wouldn't. Finally, I decided I really didn't need to know what he said, and I started sending faster and faster. I had my straight key smoking at about 30 wpm, and I could copy maybe 23wpm solid at the time. I still could catch enough to kind of guess what he might be saying, but I just kept flying with anything and everything I could think of till I got tired of his game and told him that I had to go. About a week later I ran into one of the old Hams in the club, and he said he didn't realize how fast I had become with CW, and that he heard me on that night. He said boy you were really flying. I told him the story, and we both got a chuckle out of it. Today I'd be lucky to get 10 wpm. My point is to have fun with it. You can meet some real nice people on CW. Only a few will give you problems and if they do, move down the band, or change bands.

CQ dah dit dah dit dah dah dit dah
General call to any ham.

QTH dah dah dit dah dah dit dit dit dit
Home or where is your home. (city and state)

QRM dah dah dit dah dit dah dit dah dah
Interference from another station.

QRN dah dah dit dah dit dah dit dah dit
Interference from static

RST dit dah dit dit dit dit dah
Signal report. (Readability 1-5, Strength 1-9, Tone 1-9)

QRZ dah dah dit dah dit dah dit dah dah dit dit
Who called or did someone call me.

QRP dah dah dit dah dit dah dit dit dah dah dit
I'm using low power, or are you using low power.

QRT dah dah dit dah dit dah dit dah
Stop sending or shall I stop sending?

QSB dah dah dit dah dit dit dit dah dit dit dit
Your signals are fading. Or Are my signals fading?

QSL dah dah dit dah dit dit dit dit dah dit dit
I copy you, or do you copy me or will you send a card. I'll send you a card. Usually, they will ask if you QSL meaning do you send a card for confirmation of the QSO. There are other ways of confirming QSL's these days, such as E-QSL and others which I don't need to go into right now.

Here are some other things that you will run into with an on the air QSO:

R dit dah dit
Roger

FB dit dit dah dit dah dit dit dit
Fine Business

OM dah dah dah dah dah
Old Man If you are a guy, you will be called an OM

YL dah dit dah dah dit dah dit dit
Young Lady Any woman not married.

XYL dah dit dit dah dah dit dah dah dit dah dit dit
X Young Lady Any married woman.

DE dah dit dit dit
This is (Your call) ex: W9???? DE AC9GO

BT dah dit dit dit dah
Break Text (often used in place of punctuation)

BK dah dit dit dit dah dit dah
Back as in BK to You

K dah dit dah
Over

KN dah dit dah dah dit
Invitation to a specific station to transmit.

Continued Next Page

CW - Morse Code Continued

SK dit dit dit dah dit dah

End of transmission. SK also refers to a ham who has passed away.

SOS dit dit dit dah dah dah dit dit dit

Distress message. Emergency traffic. Respond only if asked to. If you are in a position to help or relay a message to the authorities you may answer if they are asking for help. Generally SOS is used at sea and MAYDAY is used on land if you are communicating by voice, but with CW, SOS may be used on land as well.

You will find other abbreviations, some made up, some bad spelling (I'm guilty here) and here are some of the more common:

CUL for See you later.

BCNU Be seeing you.

UR for You're.

73 for Best regards,

88 for Love and kisses.

I'll let you figure those out, you have the letters at this point.

There are only a few letters left and some numbers.

G dah dah dit

J dit dah dah dah

W dit dah dah

Though I have given you some of the numbers, I will give them all again because it is easier to remember this way. At least it is for me.

1 dit dah dah dah dah

2 dit dit dah dah dah

3 dit dit dit dah dah

4 dit dit dit dit dah

5 dit dit dit dit dit

6 dah dit dit dit dit

7 dah dah dit dit dit

8 dah dah dah dit dit

9 dah dah dah dah dit

0 dah dah dah dah dah

What I've attempted to do is to teach not only the code but the extras that are needed to make a contact. If you listen to the code on the air you will soon find out why those extras are handy to learn. Listen on the air for stations making a QSO, and you will hear something like this.

Cq cq cq de AC9GO, AC9GO (Repeated about three times until they get a call back which would go

like this:

AC9GO AC9GO DE W9AXD W9AXD KN

Then:

W9AXD W9AXD DE AC9GO AC9GO R R TNX FER THE CALL OM. UR A SOLID 599 5NN IN ROCKTON, IL ROCKTON, IL MY QTH. NAME HERE IS LARRY LARRY. SO HW CPY? W9AXD DE AC9GO KN

AC9GO DE W9AXD RRR FB LARRY. NAME HERE IS GEORGE GEORGE, QTH IS ROCKFORD, IL ROCKFORD, IL. UR RST IS 599 599. MY RIG IS A FT-101, RUNNING 100 W INTO A 80 M BAZOOKA UP ABOUT 30 FEET BKTO U AC9GO DE W9AXD KN

W9AXD DE AC9GO R R R WX HERE IS CLOUDY AND 30 DEGREES F BT AGE HERE IS 76 BT STILL WORKING AS A TECH BT SO HW BOUT U? W9AXD DE AC9GO KN

OK, you get the idea. I've tried to not only give you the code but the tools to make a contact on the air. Practice sending. Listen to contacts on the air. Listen to the ARRL code practice on the air. You can find when the sessions from W1AW are aired in QST or on their website. Code practice apps for smart phones, tablets, or computers are available on the internet for free.

Continued Next Page



May 10, 2019

Meeting called to order at 7:01 p.m. by Randy AC9OF with 19 present at the meeting.

Last Meeting Minutes

- Randy AC9OF asked for comments from attendees since last month's minutes was posted in the Hamrag. There were no comments.
- Motion to accept by Gordy KC9NEX and seconded by Jim AB9SX. Passed by membership vote.

Treasurer's Report

- Report presented by Gordy KC9NEX. \$6409.74 is the current balance with a \$92 post office box bill due. There are also four membership applications to be voted on at the next board meeting.
- Motion to accept by Kurt KE9N and seconded by John N9JHG. Passed by membership vote.

Old Business

- Randy AC9OF advised the "April in Durand" turnout was low due to the unexpected snow storm. Nevertheless some attendees expressed interest in becoming HAMs.

New Business

- Kurt KE9N advised that RARA will have the K9K call for Field Day. Greg W9VOX will be coordinating the event. A sign-up sheet was available.
- Kurt KE9N advised that he had received information on the 2019 Radio Expo at the Boone County Fairgrounds.

Presentation

- Jim AB9SX presented "Near Vertical Incident Skywave". The presentation explained that this type of propagation provides usable signals in the range between groundwave and conventional skywave distances. The presentation also covered antenna set up and antenna components and a mast was available for inspection. The presentation was very informative and well received.

Motion to adjourn by Gordy KC9NEX and seconded by John N9JHG. Passed by membership vote.

CW - Morse Code Continued

When you know the code you will be at 5 wpm. Find someone you can copy on the air (in a band where you can go on the air) and when they are done with their contact, give them a call. Or give out a CQ. Enjoy!!!

Dah dah dit dit dit
dit dit dit dah dah dah dit dit dit dit dah dah
dit dah dit dah dah dah dit dah dah dit dah
dah dah dit dit dit dah dit dah.

73 Larry AC9GO larry.schubert@gmail.com

Comming Fast....

We need to start thinking about our table count for this years event.
Let a board member know if you plan to sell some gear
this year and how much table space you will
need to display it.

Thank you....

Randy AC90F

2019 Radio Expo

Northern Illinois' Largest Hamfest

Sunday September 29th, 2019

- Dealers!
- Radios!
- Computers!
- Electronics!
- Raffles!

Talk-In Repeaters
146.760 - 107.2 PL CFMC

Boone County Fairgrounds
8791 IL-76, Belvidere, IL 61008

Indoor Market 8am-3pm
Flea Market 6am-3pm
Breakfast - Lunch

Bring The Family
Hourly Drawings

VEC Testing 9am-Noon

RV's or Motor Homes
Camping
Water-Electric \$35



MAKING HAM RADIO FUN

Advance Tickets - \$8.00 - At the Gate - \$10.00 - Kids under 12 Free Tickets required with Tables

Name & Call _____ # of Tickets _____ x \$8 = _____

Address _____ All tables _____ x \$15 = _____

City, State, Zip _____

Phone _____

\$10.00 - Inside Electric _____ Outside Electric _____
Total _____

Make Check payable to:
Chicago FM Club
1118 N. Carlyle Ct.
Arlington Heights, IL. 60004

For event questions: Call 773-614-4733
Email wa9orc@gmail.com
Flyer on website <http://www.chicagofmclub.org>

CFMC reserves the right to make any necessary changes required
Vendor setup is Saturday, September 28th from 9:00 - 4:00 PM with security over night.

RARA Membership Form

If you would like to join the Rockford Amateur Radio Association, please fill out the form below and mail it (with the membership fee payment) to the address shown at the bottom of the form. If you would like to join at our next meeting (see cover for meeting details), fill out the form and bring the form with your payment to the meeting and see our treasurer. **Thank you for your support!**



MEMBERSHIP APPLICATION

website: w9axd.org

Membership Type: New (New memberships after July 1st are 1/2 price) Renewal

Annual Fees: \$20 - Student (up to age 24)

\$35 - Adult (25-61 years old) \$25 - Senior (Starts the year you will turn 62)

Above rate includes the
RARA monthly newsletter, HamRag (website download)
HamRag via USPS: \$12 extra

Name: _____

Call Sign: _____

Email Address: _____

Address: _____

Town: _____ State: _____ Zip: _____

Home Phone #: _____ Work #: _____

Cell #: _____ Ext: _____

Radio Interests: _____

May we make your phone and e-mail available for other RARA members only? Yes No

Comments: _____

RETURN THE COMPLETED FORM TO:
ROCKFORD AMATEUR RADIO ASSOCIATION
P.O. BOX 8465
ROCKFORD, ILLINOIS 61126

All membership applications to become either a new member or to be reinstated as a member of RARA must be approved by the RARA board.

Approved: _____ Membership Year ____/____/____ to ____/____/____