


# HAMIRAG

Visit our website for more club and area ham information at <http://w9axd.org>, or join us on Facebook at this [LINK](#)



## RARA Mission Statement

A member association with common interest of public service to the community through the use of amateur radio.

June 2023

## INSIDE THIS ISSUE

President's Message - page 1
Local Events & Info. - page 2
Field Day 2023 - page 3
AC9GO Rumblings - page 4
POTA & Swapmeet - page 5
The Back Seat Shack - page 6-7
Hamfest Info. - Page 8 & 9
The Solar Update - Page 10
My Dream Car & Wife Pg 11
Around the Globe - Page 12
Membership Form - page 13

## Presidents Message

Hello Everyone,

The meeting this Friday is about our Field Day coming up on June 24th and 25th. Bring the whole family out! We will have operating stations, fun, and food for those who help us with our Field Day. You do not even need a license to get on the air as long as a control operator is present. Yes, we'll show you the ropes as to logging, operating, and setup.

If you're thinking about joining RARA, Field Day is a perfect time. In fact, if you come out to Field Day, **join RARA while at Field Day (\$25.00), and operate or log for at least one hour**, you will receive a Baofeng UV-5RTP dual band (2 meters & 440) absolutely **FREE**. The radio will be pre-programmed with the local repeaters. This offer is only available to people who are not members of RARA. If you do not have a FCC license, you can still monitor the repeaters, but the radio will not transmit until you have earned your technicians class license or higher. We'll give you the details at that time. See inside for more information on Field Day.

We are looking for someone to take over being the webmaster for the RARA website. If you have some experience in web design and upkeep, please email me at [kurt.eversole@gmail.com](mailto:kurt.eversole@gmail.com).

I hope to see everyone Friday night! Please let me know if you have any questions.

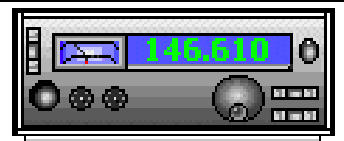
73,  
Kurt Eversole - KE9N

## NEXT MEETING

**FRIDAY**  
**June 2, 2023**  
**7:00pm**

**"Field Day Activities"**

**Location:**  
**OSF St. Anthony**  
**Medical Center**  
**5666 East State Street**  
**Rockford, IL 61108**  
**Foundation Room**



## Local Events and Information

### UPCOMING EVENTS

June 9, 2023 RARA Membership Meeting 7:00pm at OSF

June 21, 2023 RARA Board Meeting at 7:00pm on Google Meet

**June 24-25, 2023 Field Day at Camp Winnebago**

July 14, 2023 RARA Membership Meeting 7:00pm at OSF

July 26, 2023 RARA Board Meeting at 7:00pm on Google Meet

### 2023 RARA Officers and Board

#### Officers:

President - Kurt Eversole, KE9N, 815-389-2784, [kurt.eversole@gmail.com](mailto:kurt.eversole@gmail.com)

Vice President - Tom Shouler, N9VJU, 815-633-0089, [n9vju@comcast.net](mailto:n9vju@comcast.net)

Secretary - Larry McFall, KD9HKX, 815-900-1820, [lpmcfall@charter.net](mailto:lpmcfall@charter.net)

Treasurer - Gordon Seaman, KC9NEX, 815-262-0294, [kc9nex@gmail.com](mailto:kc9nex@gmail.com)

#### Directors:

Kevin Puckett, N9EGF, 815-218-1551, [krpuckett@gmail.com](mailto:krpuckett@gmail.com)

Ron Callahan, N2RON, 608-289-0198, [ron.n2ron@gmail.com](mailto:ron.n2ron@gmail.com)

Larry Lisle, K9KZT, 815-397-9595, [l.lisle@usa.net](mailto:l.lisle@usa.net)

Repeater License Trustee - Gordon Seaman, KC9NEX, 815-262-0294, [kc9nex@gmail.com](mailto:kc9nex@gmail.com)

Hamrag Editor/Repeater Chairman - Kurt Eversole, KE9N, 815-389-2784, [kurt.eversole@gmail.com](mailto:kurt.eversole@gmail.com)

Webmaster - Position Open

### Local Net Information

**Mon** - 7:00pm - RARA Info. Net & CW Lesson, 146.610 (-) offset, pl 114.8  
8:00pm - McHenry Cnty. RACES Net, 146.835 (-) offset, pl 91.5

**Tues** - 7:00pm - Health & Tech Net & CW Lesson , 146.610 (-) offset, pl 114.8  
7:00pm - Rock County Public Service Net, 145.450 (-) offset, pl 123.0

**Wed** - 7:00pm - Stephenson Cnty. ARES Net, 147.390(+) offset, pl 114.8  
7:30pm - Greater Beloit Radio Net, 147.120 (+) offset, pl 123.0

**Thurs** - 7:00pm - Northern Illinois Skywarn Training Net, 147.195 (+) offset,  
pl 114.8, with the Health & Tech Net & CW Lesson following.

**Fri** - 8:00pm - Friday Night Fun Net, KC9GCR, 146.610 (-) offset, pl 114.8

**Sat** - 8:00pm - Saturday Ragchew Net, 146.610 (-) offset, pl 114.8  
9:00pm - Saturday Night Fun Net Milw., 146.910 (-) offset, pl 127.3

**Mon. thru Friday** - 8:00am to 9:00am - Senile Net, 14.287 (HF USB)

# Field Day 2023

## CQ Field Day, CQ Campers, CQ Campfire Lovers, CQ Marshmallow Roasters, CQ Field Day

By Kevin Puckett ~ N9EGF

When was the last time you went on a campout? Roasted a marshmallow? Enjoyed some good picnic food with friends? Played radio outside? Do you enjoy any of the above? If so, then mark your calendar for a weekend of fun, camping (if you wish), playing radio, eating (or cooking) good campfire food, great conversations, meeting new friends, and some marshmallow roasting!

Who: YOU, your family, and your friends  
What: Rockford Amateur Radio Association – Field Day Campout Event  
Where: YMCA Camp Winnebago, 5804 N Main St, Rockford, IL 61103  
When: June 24 & 25, 2023 (Setup Saturday morning around 9:30 a.m.)  
Why: Because it will be THE event you'll be glad you participated in!

### What is Field Day?

ARRL Field Day is the single most popular on-the-air event held annually in the US and Canada. On the fourth weekend of June of each year, thousands of radio amateurs gather with their clubs, groups or simply with friends to operate from remote locations.

Field Day is a picnic, a campout, practice for emergencies, an informal contest and, most of all, FUN!

It is a time where many aspects of Amateur Radio come together to highlight our many roles. While some will treat it as a contest, other groups use the opportunity to practice their emergency response capabilities. It is an excellent opportunity to demonstrate Amateur Radio to the organizations that Amateur Radio might serve in an emergency, as well as the general public. For many clubs, ARRL Field Day is one of the highlights of their annual calendar.

The contest part is simply to contact as many other stations as possible and to learn to operate our radio gear in abnormal situations and less than optimal conditions. We use these same skills when we help with events such as marathons and bike-a-thons; fund-raisers such as walk-a-thons; celebrations such as parades; and exhibits at fairs, malls and museums — these are all large, preplanned, non-emergency activities.

But despite the development of very complex, modern communications systems — or maybe because they ARE so complex — ham radio has been called into action again and again to provide communications in crises when it really matters. Amateur Radio people (also called “hams”) are well known for our communications support in real disaster and post-disaster situations.

We have made arrangements to use YMCA Camp Winnebago for our Field Day, 2023 get-together, where we can practice and demonstrate our emergency communication skills, try out that new POTA antenna, experiment with LiFePO4 batteries, solar panels or one of those solar generator things you've been hearing about. If you wish to camp overnight, we've taken care of that as well! There will be 120 VAC available, running water, flush toilets and covered picnic tables!

So, why not dig out that old tent, pie irons, cooler and air mattress (or Pop-up camper or motorhome) and join us for a FUN weekend. Bring the kiddies or grandkids, Frisbees, Hula-Hoops, Corn Hole game, your old chef apron, whatever you like!

RARA will provide some food in the form of brats, burgers, hot dogs, beans and bottled water. If you'd like to help out by bringing a “picnic friendly” dish (no mayo, eggs or other temperature sensitive foods), that would be great! Some examples could be: Various melons, berries, bananas, salads (see above), cookies, cakes, breads etc.

We would also like to get an approximate count of those who are planning to attend, if you'll be camping, and what time slot you'd like to take behind the mic. Don't worry about your license class or your skill level, this is about having FUN and learning some new things. In fact, if you have a non-ham friend, bring them along and we can let them have a turn on the microphone.

Please send us an email with the above information: [w9axdrara@gmail.com](mailto:w9axdrara@gmail.com)

We'll see you there!

73,  
Kevin, N9EGF

## Rumblings from AC9GO

### Field Day 2023

by Larry AC9GO

I have probably written more about Field Day than anything else concerning Ham Radio. There is a good reason for that, and that is because I've had more fun and learned more than at any other event since I first started playing around with radio back in the 1950's. I've talked in previous years about my first experiences with a Collins KWM2, the first transceiver that I ever had a chance to work with. I probably have mentioned the guys that were with me that night, and the fun we all had, and the influence that they have had on my life, but I'm not sure I've talked about some of the sites I've visited over the years.

I know I've talked about the first site which was where the infamous KWM2 was. That was in Fort Wayne, Indiana, and the club still has that site, which included a building and a small antenna farm. At the time the building had no doors or windows, only holes where they would be added later. It was a nice shelter however, and loads of fun for a group of high school boys that night. A few years later I visited with a group of guys setting up a Field Day site in the Huntington, Indiana area. I helped them set up a three element beam for FD. Unfortunately I wasn't able to stay around long enough to get on the air with them, but I do know that the setup worked well for them.

One time I made the mistake of not telling my wife that I was going to be gone all night. I can't remember what I said, but she had the idea that I would be late, but not out all night. I'm not sure that I told her I might not be back till morning, because I wasn't really expecting to be gone all night, but my buddy and I were having so much fun that we stayed all night, and when we came out in the morning there was a sheriff's deputy just walking up the building, and looking for me. My wife had called and reported me missing. The guy I was with was principal of the grade school, and the PTO had bought him a tower, beam, and a full station to use as an educational tool with the kids. We were there all night, and I made my first over the Atlantic contact to Ireland that morning. What a great time, and a lesson well learned, on keeping your wife informed about what you are doing. That was in the Coldwater, Michigan area.

Another time was with RARA at one of the parks in Rockford. I didn't stay all night, but it was back when the club had a lot more members then now. I went down from Rockton to see what the club was doing, and to my surprise there were about five stations set up. Most were in tents, but I think there was at least one small camper set up. As I remember, most of the antennas were dipoles hanging from the trees, and one various bands and modes. After visiting with the guys for a while, I was new to the area at the time, I asked if I could help, and one of the guys said sure, and took me to a tent that was set up but not in use, and turned the station over to me. I remember spending an hour or two on the air, and then leaving for the night. Shortly after that I joined the club. That was probably back in the early 1980's.

In recent years many of the summer Field Days have been held in Kurt's motor home starting with a couple of other stations at the park in Rockford, and then at the VFW in Roscoe. Where ever we set up, we always have fun. We've had some interesting guests and good food and at some time in the evening we generally have a couple of pizza's show up.

When the infrastructure of a community is destroyed in a catastrophic event such as a tornado, blizzard, or ice storm here in the Midwest often times the only form of communication is through ham radio. Cell phone towers are often overloaded and will only work so long if the electricity has been disrupted. Power can be lost with downed poles or high voltage lines or their towers. In the south or on the coasts it's the hurricanes or earthquakes that cause the problems, and it is always Ham radio that comes to the rescue. Field Day is put on by the ARRL as a way to have hams check out their readiness for such an emergency and have some fun at the same time. It is also a time for hams to share their hobby with the community's they live in. Join in the fun, learn a new skill and enjoy your hobby by sharing it.

This year the plan is to have the Field Day activities at the YMCA camp off of Highway 2 (North Main St Rockford) The camp is located just north of Bauer Pkwy with signs on the West for the WMCA camp. You will be turning left into the camp if you are coming from Rockford, or if you are coming from Rockton or North you turn right into the camp grounds. June 24 and 25 from around 9:30 am Saturday morning to around 1:00 pm on Sunday. See you there!

“73”

Larry AC9GO

## Do You POTA?

OK guys and gals. the weather is nice, the parks are open and POTA (Parks On The Air) is a fun and exciting activity. Every Thursday afternoon several of us work POTA from Rock Cut Park. We normally start at 3:00pm and continue for an hour or more, operating, drinking coffee and/or chatting.

Though there are commonalities, POTA is not a replacement for Emergency Operation. Several of our RA-RA members have put together impressive sets of equipment for remote operation during any emergency. Rather, POTA is an ongoing activity, not truly a contest, but the lure of using low power, portable antennas and being totally free from the grid or the internet has drawn thousands of Ham operators into the great outdoors for operation.

For our POTA operations we are all-but minimalists. We take a loop antenna with a tripod mount, and a QRP rig with a battery. That's it, but of course we need a folding table some chairs and clip boards, one for copying code and the other for logging. Setup takes less than five minutes and take-down is the same.

Operating from a park makes us "Activators" while those seeking us from home are called "Hunters". Just yesterday, May 18 we operated from Rock Cut State Park and worked 20 "Hunter" stations in 13 different states..

Best of all POTA operation with QRP gear aptly illustrates that a KW with a beam on a 40 ft tower is not necessary for communications. It debunks the commonly held belief that one needs the power and high-gain antenna to have fun with Ham Radio. POTA is a new challenge with amazing results.


One can use any mode, but SSB and CW seem to be used most often. We choose CW because practically, CW at 5 watts touts a 17 dB advantage over SSB in terms of readability. (*data: Villages Amateur Radio Club Antenna Guide*).

At home I use a battery operated IC-705 rig driving a MagLoop on a tripod indoors, in my Den, and have good results. Several weeks ago I started a Worked-All-States effort. To-date I've worked 23 states, and I work leisurely less than an hour a day. Talk to Dave Larsen, N9ZXL who sits on his patio with a KX2 feeding a MagLoop in the yard, works all over including some DX.

Let this be your invitation to observe, kibitz, gab, operate a POTA station, any Thursday afternoon from 3:00pm on. Our location is in Rock Cut Park, one block in from the Rt173(north) entrance. You'd be more than welcome. Who knows, you might even discover a new and interesting facet of your favorite hobby.

***Come on Out!***

73,  
Dave Gauger, W9CJS



## Swapmeet Results

About 22 Hams attended the first swapmeet and social gathering at YMCA Camp Winnebago in Rockford, IL. On May 21, 2023. The event was organized by Larry, K9KZT at a wonderful site provided by Matt,

W3MBX. There was no admission, no vendors nor VE testing and no cleanup needed! Just a bunch of hams getting together to swap stuff and socialize. Delicious donuts were provided by the YMCA. Comments and suggestions for the next get together should be directed to Larry at [l.lisle@usa.net](mailto:l.lisle@usa.net)



## The Back Seat Shack

***Going portable to do a POTA or activate a grid is much easier and cheaper than you probably think! If you've never done it, you should get out of the shack and give it a try. It's an experience every ham should have. Warning: you may get hooked!***

Sadly, my days of portable operations are over and done. But I still recommend "car portable" for an easy start. Yes, picnic benches, wire antennas in trees, and plastic sheeting to protect the rig from rain can be lots of fun. But for simplicity, convenience, and all-around ease of operation, the Back Seat Shack can't be beat! Caution - please do a close-to-home shakedown cruise before you launch into the wilderness. You'll be glad you did. The little gremlins are easier fixed at home than miles away.

Since you are on-air, you already have the most expensive items for car portable. Most current HF rigs run on 13.8 volts DC so your current home station transceiver will most likely be suitable (provided it isn't a boat anchor!). If you use a laptop for rig control or logging, or are into digital modes, you're all set in the "big equipment". If you don't use a computer...well, you are all set too!

Assuming you have the "big equipment," all that's left is a suitable antenna setup and a power source. Let's talk about antennas first. The quickest, easiest, and cheapest answer is a hamstick on a mag mount in the center of your vehicle roof. You're not going to be driving around with this setup on the roof, so you don't need guy lines or to put out radials. I've never been confronted by anyone about permissions or permits and doubt you will be - unless you're parked in a No Parking Zone. You are totally self-contained and there is nothing to cause concern.

Is a hamstick the equivalent of a full-size wire dipole up in the trees? No, but it will do a great job on 40m or up where most of our activity happens. I have used this setup to work Europe, Alaska, Hawaii, South America, and even Oceania from all over the CONUS - all with 35W PSK. If the bands are open, USA, Mexico, and Canada are a breeze in all modes.

Positioning is important with a mag mount antenna. Center of the roof is where it should be. That gets max metal centered under your antenna for a counterpoise and gives the best omnidirectional pattern. Don't worry about all the grounding and bonding of body parts you hear about for mobile ops. It will work just fine without all that. And since you are parked with the engine off, you aren't generating QRM from your car's systems.

I use a 5" Hustler MBM mag mount (about \$35 these days) and the hamsticks screw directly into it. As an aside, Lakeview Co. originally made HamSticks but they are no longer in productions. The equivalent is a MFJ HamTenna (MFJ-16xxT HF Stick where the xx equals the band) and while some don't like MFJ products, I have never had a problem with their HamTennas. And most everyone still calls the HamTenna a hamstick!

One issue that will have to be addressed is Common Mode Current on your coax. Since the HamTenna is an unbalanced antenna, it will try to use the coax for the other side. The easy solution is a 1:1 UnUn. This can take the form of a home brew "Ugly Balun" (turns of coax on an air core - lots of plans on the web) but I chose to buy a commercial choke from Balun Designs - Model 1110 - about \$65. It is good to 300 watts. I cut the mag mount coax at about 12" and attached a PL259. That lets me put the choke on the roof right next to the antenna and then run a short coax into the back seat of the car. And the choke solved my RF into the computer problem as well!

*(continued)*

## The Back Seat Shack

I carry a 40m, a 20m, and a 15m HamTenna for my portable ops. With those 3 bands, I can always find activity. Tuning a HamTenna can be a bit tricky. Tune with it in place on the roof, with the choke in line. It is easiest with an antenna analyzer like an MFJ 259b, or a Rig Expert. But the smart money these days use one of the new NanoVNAs – much, much cheaper than the old antenna analyzers – and a must for every ham! You tune the HamTenna by lengthening or shortening the whip portion. Remember: “to lower the frequency, lengthen; to raise the frequency, shorten.” I had trouble getting the 40m stick tuned in the low end of the band. The whip wasn’t long enough. Since I wanted it resonate (so to not need an antenna tuner), I soldered a piece of solid copper wire to an alligator clip, attached the clip to the end of the whip, and trimmed it to resonance. I could have used my rig’s ATU, but wanted to radiate as much RF as I could.

So, we have the “big equipment” and the antenna system in place. We only need a power source. The obvious answer is to use the car battery. But there are some issues doing that. First, when parked and operating, you probably won’t be running the engine. That creates the potential to run the battery down and being unable to start the car when you are ready to go. That’s not a desirable situation when you may be miles from help or a jump to get you started. There are commercially available battery isolators that solve that problem. I chose a different approach that overcame another issue in powering from the car battery.

The issue is your HF rig will probably (at least some of the time) draw more amperage than your car wiring is designed to handle. That means either installing direct wiring from the battery (WITH PROPER FUSING!) or replacing fuses with higher amp fuses. DON’T DO THAT! Fuses are designed to protect you and your car. If you replace a fuse with higher amp fuse, you risk an electrical fire in your car’s wiring!

My answer was to use a separate battery for the radio. Initially I used a deep cycle marine battery set in the rear seat passenger’s footwell. They are heavy, but since you are “car portable” who cares? The downside was that they only lasted about 3 years before they were junk. Then I heard about Lithium Iron Phosphate batteries. I bought a Bioenno Power 12Ah battery (about \$125 as of this writing) and it will run my Elecraft K3 at 35W for about 7 hours 50-50 cycle before it needs recharging. These batteries require a special charger, also available from Bioenno (about \$25). *Note: Bioenno Power has a handy sizing chart for Ham Radio on their FAQ page.*

Interestingly, I found my limiting factor for off-the-grid portable was my laptop battery. Some of the contributing factors were the need to run the display all the way bright because of sunlight and using WiFi and internet. A screen shade, turning off WiFi and going without internet helped, but the laptop battery was always my limiting factor. There are laptop power supplies designed to run off 12V. But the truth is I generally burned out about the same time as the battery went south! So I never made the investment.

I found a couple of other items that made my back seat ham shack better – a 9” folding step stools for putting the mag mount on and off the roof and a lap desk. Amazon has a ton of options for both.

Going car portable is easy, inexpensive, and you probably have most of what you’ll need. Give it a go! You’ll be glad you did!

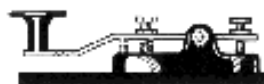
73,

Rick – N7WE

# KARSFEST 2023

39th ANNUAL HAMFEST

THE KANKAKEE AREA RADIO SOCIETY



W9AZ

# Sunday JULY 16th



**AMATEUR RADIO - HAM FEST - ELECTRONICS SHOW**  
**Forum Presentations - ARRL - VE Testing**

For more info visit the KARS web site at  
**www.w9az.com**

Air Conditioned Indoor Exhibits  
Huge outdoor Flea Market  
Outdoor Flea Market Paved  
ARRL VE Radio License Testing  
Time: 10AM to 12PM

(TICKETS and TABLES)  
Double Stub ADVANCE TICKETS \$8  
Single stub tickets \$10 at the gate

*Vendor tables are the  
least expensive of all the  
Hamfests in the area!*

(INDOOR SALES)  
Indoor Tables \$10 for the first table, \$8 thereafter  
(Tickets and Tables are purchased Separately)  
INDOOR VENDORS SET-UP Sat 6-8:00 PM - Sun 6-8:00 AM  
BUILDING OPEN TO PUBLIC Sunday 8:00 AM for INDOOR SALES

(OUTDOOR FLEAMARKET SALES (FREE))  
GATES OPEN TO PUBLIC and TAILGATERS Sunday 6:00 AM  
Free Overnight (Saturday evening) Parking, \$20 with Electric

E-Mail Questions to K9XI at  
[karsfest@gmail.com](mailto:karsfest@gmail.com)  
Vendors / Tickets  
Ph: (815) 348-7752

For Ticket and Table Requests  
Send Request and SASE To:  
ART REIS K9XI  
308 EASTGATE CT  
NEW LENOX, IL 60451  
Please ensure mailed requests  
are received by July 6th

**ARRL  
Representatives  
In Forum, 9AM**

## Will County Fairgrounds



LARGE AIR CONDITIONED BUILDING—FREE TAILGATING

Easy to reach I-57 to Peotone Exit 327 (East)

# Peotone, IL



**HAM RADIO AND ELECTRONIC FLEA MARKET  
SIX METER CLUB OF CHICAGO  
CHICAGO SUBURBAN RADIO ASSOCIATION  
63<sup>rd</sup> ANNUAL  
HAMFEST**



**and Antique Radio Club of Illinois Swap Meet  
plus Midwest Classic Radio Net Hamboree!**

**Sunday, June 11, 2023**

**DuPage County Fairgrounds, Wheaton, Illinois**

2015 Manchester Road (North of Roosevelt Rd., Rte. 38), East of County Farm Rd.

GPS COORDINATES: N41.866667, W-88.132989

**GATES AND FLEA MARKET OPEN 7 A.M. BUILDINGS OPEN TO PUBLIC 8 A.M.**

- All Weather, Large Outdoor Flea Market AND More than 20,000 square feet of indoor selling space for those who prefer to be inside
- AMSAT, ARRL, Skywarn and Dealer Displays
- Good Food and Refreshments at Reasonable Prices
- Free Parking - no extra charge for outdoor space
- Donation Auction at 11 a.m. - Proceeds to ARCI (Radios, Test Eqpt., Parts Only - NO PCs)
- Overnight RV Parking w/110V hookup - must Register in Advance!
- 1<sup>st</sup> - \$300, 2<sup>nd</sup> - \$200, 3<sup>rd</sup> - \$100 and many other door prizes awarded at Noon
- TICKETS: Advance \$8.00; At Gate \$10.00 - Use form below to order advance tickets.



INFORMATION: E-Mail [hamfest\\_chairman@k9ona.com](mailto:hamfest_chairman@k9ona.com)

ARRL Card Checking will also be available

Laurel VE License testing provided by the 220 MHz guys radio club free of charge 9 to 11

• • • • •

VISIT OUR WEB SITES:

SIX METER CLUB OF CHICAGO: [www.k9ona.com](http://www.k9ona.com)

ANTIQUÉ RADIO CLUB OF ILLINOIS:

CHICAGO SUBURBAN RADIO ASSOCIATION:

[www.antique-radios.org](http://www.antique-radios.org)

[www.esraham.com](http://www.esraham.com)

MIDWEST CLASSIC RADIO NET: [www.mcm3885.com](http://www.mcm3885.com)

**PLEASE NOTE: ABSOLUTELY NO ALCOHOLIC BEVERAGES PERMITTED**

**NO SALE OF FOOD OR BEVERAGES IN FLEA MARKET - All Sellers Responsible for Cleanup of Their Spaces!**

\*\*\*\*\*  
Return with check payable to "Six Meter Club of Chicago" and Self-Addressed, Stamped Envelope to:  
Six Meter Club of Chicago, 9116 Mobile Ave., Oak Lawn, IL 60453 no later than May 15, 2023.

*Please send Tickets/Reservations as follows:*

ADVANCE TICKETS (every attendee age 12 and over) # \_\_\_\_\_ @ \$8.00 ea. = \$ \_\_\_\_\_  
 COMMERCIAL DEALER TABLES 8ft. (w/110V as available, first come first served) -  
     First Table \$15.00 # \_\_\_\_\_ @ \$15.00 ea. = \$ \_\_\_\_\_  
     Additional tables, \$12.00 each # \_\_\_\_\_ @ \$12.00 ea. = \$ \_\_\_\_\_  
 OVERNIGHT RV PARKING FAIRGROUNDS FEE (includes 110V) # \_\_\_\_\_ @ \$45.00 ea. = \$ \_\_\_\_\_

PLEASE PRINT:

Name: \_\_\_\_\_ E-Mail: \_\_\_\_\_

Address: \_\_\_\_\_ Phone: (     ) \_\_\_\_\_ - \_\_\_\_\_

City: \_\_\_\_\_ State: \_\_\_\_\_ ZIP: \_\_\_\_\_

## The K7RA Solar Update

Tad Cook, K7RA, of Seattle, Washington, reports for this week's ARRL Propagation Bulletin, ARL-P022:

Average daily solar flux declined from 161.2 to 155.3. Geomagnetic indicators were quieter, with the average daily planetary A index declining from 17.1 to 7.3, and middle latitude numbers declining from 14.4 to 7.9.


Predicted solar flux is 160 on June 1 - 2; 150 on June 3 - 7; 130 on June 8 - 11, 135, 140, 143, 145, and 150 on June 12 - 16; 155 on June 17 - 20; 150 on June 21 - 25, and 145, 140, and 135 on June 26 - 28.

Predicted planetary A index is 5, 15, 12, 10, and 8 on June 1 - 5; 5 on June 6 - 17; 22, 15, 12, and 10 on June 18 - 21; 5 on June 22 - 24; 12 and 10 on June 25 - 26, and 5 on June 27 - 28.

Read about a sunspot larger than Earth at:

<https://www.fox9.com/news/giant-sunspot-ar3310-visible-earth>.

Sunspot numbers for May 25 through 31, were 121, 127, 125, 119, 153, 144, and 147, with a mean of 133.7. The 10.7-centimeter flux was 152.1, 149, 156.9, 151.3, 154.4, 162, and 161.4, with a mean of 155.3. Estimated planetary A indices were 11, 6, 4, 11, 4, 5, and 10, with a mean of 7.3. Middle latitude A index was 11, 6, 5, 11, 5, 6, and 11, with a mean of 7.9.



### ARRL Audio News

Listen to [ARRL Audio News](#), available every Friday. ARRL Audio News is a summary of the week's top news stories in the world of amateur radio and ARRL, along with interviews and other features.

The On the Air podcast is available on iTunes (iOS) and Stitcher (Android). The On the Air podcast and ARRL Audio News are also on blubrry -- [On the Air | ARRL Audio News](#).



### Editors Note

If you would like to have something published, please call me, or email me at [kurt.eversole@gmail.com](mailto:kurt.eversole@gmail.com)

**Cut-off for the July 2023 Hamrag will be Friday, June 30, 2023**

Kurt - KE9N, Editor

### **FRIDAY MORNING BREAKFAST**


Meets every Friday morning from 8:00 am until about 9:30 am. An informal gathering of ham folks, no affiliations necessary, good food and good company.

*Everyone is welcome to attend.*

***"The Spring Garden Family Restaurant"***

***4820 N. 2nd Street  
Loves Park, IL 61111***





## **ARRL and FEMA Sign Agreement: Ham Radio is as Relevant as Ever**

The agreement emphasizes the importance of skilled Amateur Radio Operators in times of crisis and the role of ARES leadership within the emergency communications space.

ARES (see the ARES fact sheet at [www.arrl.org/ares](http://www.arrl.org/ares)) is a network of trained Amateur Radio Service licensees organized across the country to provide communications and other support to [served agencies](#), such as local governments, hospitals, and disaster response charities. More than 20,000 ARES volunteers actively participate in the ARRL program. In 2022, they provided more than 420,000 labor hours of service saving local officials \$13.4 million in personnel costs.

Each member of ARES has specialized training in emergency communications. Many have also completed training in the National Incident Management System (NIMS) in order to integrate with local officials during an emergency response.

In March 2023, FEMA released the final version of the NIMS Information and Communications Technology (ICT) Functional Guidance, which [includes radio amateurs in the response ecosystem](#) and national emergency preparedness.

“The agreement is representative of the continued commitment and cooperation between FEMA and ARRL,” said ARRL Director of Emergency Management Josh Johnston, KE5MHV. “Serving our country during emergencies is an important service provided by ARES volunteers and a principal purpose of our Amateur Radio Service. Our well-equipped volunteers bring their training, use of innovative technologies, and community partnerships together to serve before and during disasters.”



**FEMA**

## **Licensee Hit With \$24,000 Fine for Jamming Net, Failure to ID: FCC**

06/05/2023

An investigation by the Federal Communications Commission (FCC) results in a large fine against a California amateur radio license holder. A Notice of Apparent Liability Forfeiture (NALF) for \$24,000 has been filed against Phillip J. Beaudet, N6PJB, of Burney, California. According to the filing, the penalty is for Beaudet “willfully and repeatedly interfering with the radio communications of the Western Amateur Radio Friendship Association (WARFA) while it was attempting to hold a regularly scheduled net and for failing to provide station identification on amateur radio frequencies.” FCC agents used direction finding techniques during November and December of 2022 to track the interfering signals to Beaudet’s home station. Agents “heard him playing recordings on 3.908 MHz that caused interference to the ongoing WARFA net while failing to provide his assigned amateur call sign,” the document stated.

*This section is blank, so you can draw a picture of that new rig you’ve been wanting, or that new antenna design you’ve been dreaming about.*



website: [w9axd.org](http://w9axd.org)  
email: [w9axdrara@gmail.com](mailto:w9axdrara@gmail.com)

# 2023 RARA Membership\* Form

## Dues are \$25.00

*(This is an editable PDF Form. Fill in the information with your keyboard, then save the PDF, and then attach it to an email to: [w9axdrara@gmail.com](mailto:w9axdrara@gmail.com). See below for mail in information and/or PayPal information)*

Date: \_\_\_\_\_ (mm/dd/yyyy)

Name: \_\_\_\_\_ Callsign: \_\_\_\_\_

Street Address: \_\_\_\_\_

City: \_\_\_\_\_ State: \_\_\_\_\_ ZIP: \_\_\_\_\_

E-mail Address: \_\_\_\_\_

Phone - Home: \_\_\_\_\_ Cell: \_\_\_\_\_

Can we release your e-mail and phone number to members only? Yes \_\_\_\_\_ NO \_\_\_\_\_

Are you a member of the ARRL (American Radio Relay League)? Yes \_\_\_\_\_ NO \_\_\_\_\_

What things do you like to do with ham radio?

\_\_\_\_\_

What things do you want to do, but need more information to do so?

\_\_\_\_\_

Would you be available to make a presentation on some part of our hobby and what?

\_\_\_\_\_

Do you have any questions that we can help you with presently? If so, explain below.

\_\_\_\_\_

**Mail In:** Please fill out all the information on the form and mail it with \$25.00 to the following address:

Rockford Amateur Radio Association  
P.O. Box 8465  
Rockford, IL 61126

Make your check payable to: Rockford Amateur Radio Association.

**For Internet application and payment:**

To use PayPal, click on the link below. After clicking "Send" and then logging in, enter \$25.00 in the "Dollar Amount", and click "Send", to complete your payment to RARA. Also, **DON'T** forget to email your completed form to: [w9axdrara@gmail.com](mailto:w9axdrara@gmail.com) for your membership application. *Thank you for your support!*

PayPal Link:



\*Membership is based on approval of the RARA Board. The membership fee will be returned if you are not approved.